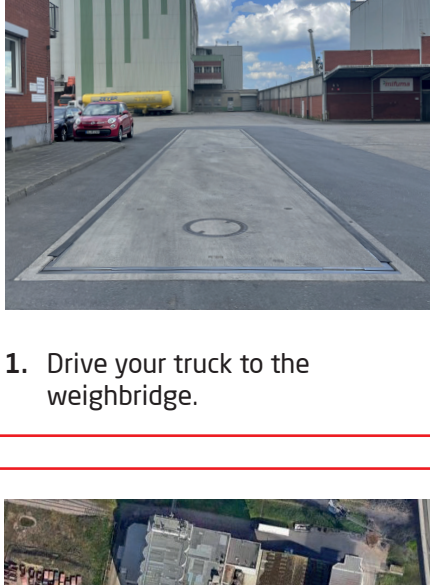
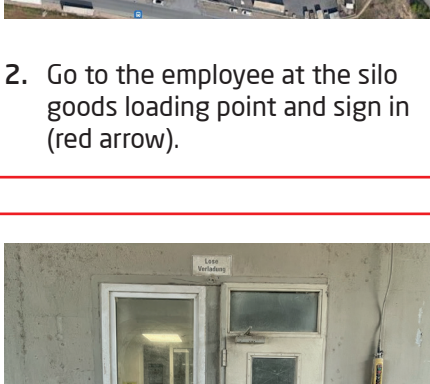


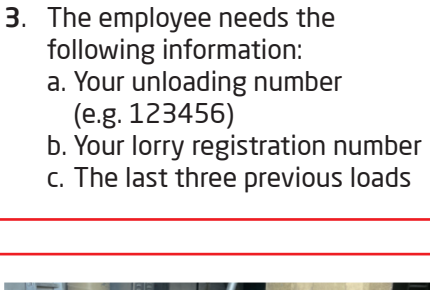
# Welcome to Mischfutter Werke Mannheim GmbH!



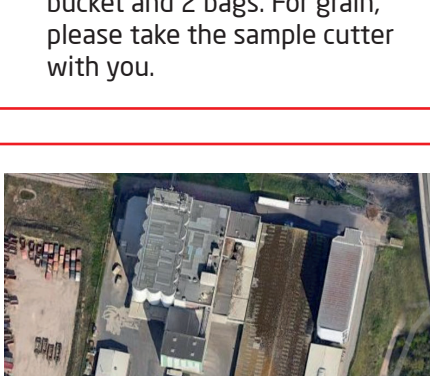
1. Drive your truck to the weighbridge.




2. Go to the employee at the silo goods loading point and sign in (red arrow).



3. The employee needs the following information:
  - a. Your unloading number (e.g. 123456)
  - b. Your lorry registration number
  - c. The last three previous loads



4. The employee hands you a bucket and 2 bags. For grain, please take the sample cutter with you.



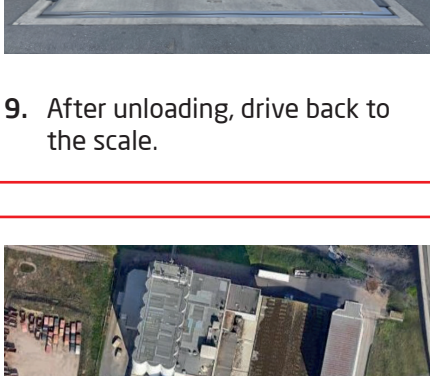
5. Go back to the lorry and park in the yard.



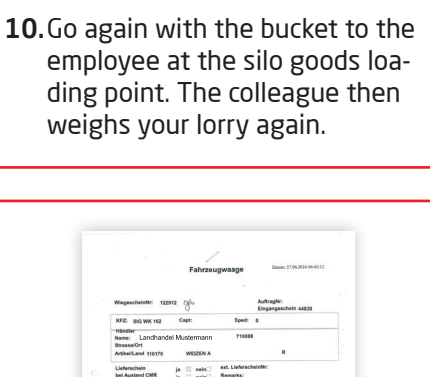
6. Fill the bucket half full with a sample. For grain, only take the sample with the sample cutter.



7. With the bucket and the two bags, please register with the master silo operator and hand in the sample + bag.



8. The silo operator explains where to unload.



9. After unloading, drive back to the scale.



10. Go again with the bucket to the employee at the silo goods loading point. The colleague then weighs your lorry again.



11. Sign the weighing slip. The colleague hands you the delivery note / CMR / weighing slip.

